

Rapid synthesis of azoindolizine derivatives via aryldiazonium salts

Ferruh LAFZI*

Department of Chemistry, Faculty of Science, Atatürk University, Erzurum, Türkiye

*Correspondence: farrokh.lafzi@atauni.edu.tr

ORCIDs:

First AUTHOR: <https://orcid.org/0000-0002-3371-0899>

Abstract: A practical, rapid, and efficient method for the synthesis of azoindolizine derivatives via aryldiazonium salts with excellent yields was reported. Firstly, the corresponding aniline derivatives were synthesized via a simple and rapid method. Then, the optimal reaction conditions were investigated using a variety of protic and aprotic solvents that demonstrating the robustness of the approach. Finally, the applicability of this method to various sources of indolizine and phenyldiazonium tetrafluoroborate salts was expanded.

Key words: Indolizine, Aryldiazonium, Azobenzene, Azoindolizine

1. Introduction

Azobenzenes, as quintessential molecules, play a central role in both fundamental and applied research. Their journey spans nearly two centuries, witnessing remarkable accomplishments. Initially mere dyes, they have now transformed into versatile 'little engines,' permeating various facets of our lives. From cosmetics, textiles, chemosensors, food, and medicine to photonics and energy, azobenzenes have become ubiquitous and impactful [1-8]. Even with their extensive history, azobenzenes remain a subject of academic fascination and are actively produced for industrial applications. This enduring

1 interest can be attributed to their diverse chemistry, easy and adaptable design, reliable
2 photoswitching capabilities, and eco-friendliness. The advancement of azobenzenes has
3 led to the creation of novel colored and light-responsive materials, finding utility across
4 various domains. As research progresses, their implementation in cutting-edge high-tech
5 applications continues to expand [9-12]. Consequently, the synthesis of azobenzene
6 derivatives with diverse structures, especially those connected to heterocycles, holds great
7 significance [13-17]. Recent endeavors have focused extensively on creating bioactive
8 heterocycles containing azo chromophores, as they display distinct properties stemming
9 from effective conjugation and the electronic effects of substituents [18-22].

10 On the other hand, investigation of synthesis of *N*-fused heterocyclic compounds
11 synthesis is a growing and enduring domain within synthetic organic chemistry. Among
12 these compounds, indolizines stand out as a significant class of heterocycles, and their
13 chemistry has been comprehensively reviewed [23,24]. The indolizine framework has
14 consistently captivated researchers due to its intriguing and structurally complex nature
15 as a nitrogen heterocyclic moiety. Indeed, numerous indolizine derivatives have been
16 discovered to display diverse biological activities. These include inhibition of
17 phosphatase and aromatase enzymes [25,26], antibacterial effects against mycobacterium
18 tuberculosis [27], antioxidant properties [28], antagonism of 5-hydroxytryptamine (5-
19 HT₃) receptors [29], calcium entry-blocking capabilities [30], as well as exhibiting
20 antileukemic and antidepressant activities (Scheme 1) [31,32]. The biological and
21 medicinal significance of indolizine derivatives has prompted the demand for effective
22 synthetic methodologies to obtain these compounds. Consequently, several systematic
23 endeavors have been directed towards the development of such strategies [33]. In this

study, a practical and rapid synthetic method of azoindolizine derivatives via aryldiazonium salts with excellent yields was reported.

2. Materials and methods

Nuclear magnetic resonance (NMR) experiments were conducted using Varian and Bruker Avance II instruments (400 MHz for ^1H NMR and 100 MHz for ^{13}C NMR analysis). The solvents used for NMR was DMSO- d_6 and acetone- d_6 . Chemical shifts are reported in parts per million (δ /ppm). Coupling constants are reported in hertz (J/Hz). The peak patterns are indicated as follows: singlet, s; doublet, d; triplet, t; quadruplet, q; multiplet, m; doublet of doublets, dd; and broad singlet, bs. Melting points were determined on Gallenkamp melting point apparatus. Aryl diazonium salts (2a-g) were prepared according to literature [34,35]. All NMR spectra were reported in the Supporting Information.

General Procedure 1(GP1): Preparation of aryl diazonium salts (2a-g). Aniline (5 mmol) was dissolved in a mixture of absolute ethanol (3 mL) and an aqueous solution of HBF_4 (50%, 1.25 mL, 10 mmol). After cooling the reaction mixture to 0 $^\circ\text{C}$, *tert*-butylnitrite (1.40 mL, 10 mmol) was added dropwise. The resulting mixture was stirred at room temperature for 1 h. Diethyl ether (10 mL) was added to precipitate the aryl diazonium tetrafluoroborate. It was then filtered off and washed with diethyl ether (3 \times 10 mL). The aryl diazonium tetrafluoroborates (**2**) were dried and directly used without further purification.

Phenyldiazonium tetrafluoroborate (2a): Following the GP1, **2a** was obtained as a white solid (900 mg, 87%). ^1H NMR (400 MHz, DMSO- d_6) δ 8.76 – 8.47 (m, 2H), 8.39 – 8.14 (m, 1H), 8.08 – 7.84 (m, 2H). ^{13}C NMR (100 MHz, DMSO- d_6) δ 140.8, 132.6, 131.2, 116.0.

4-Chlorobenzenediazonium tetrafluoroborate (2b): Following the GP1, **2b** was obtained as a white solid (1.03 g, 89%). ¹H NMR (400 MHz, Acetone-*d*₆) δ 8.88 (d, *J* = 9.1 Hz, 2H), 8.16 (d, *J* = 9.1 Hz, 2H). ¹³C NMR (100 MHz, Acetone-*d*₆) δ 149.0, 135.4, 132.9, 115.0.

4-Bromobenzenediazonium tetrafluoroborate (2c): Following the GP1, **2c** was obtained as a white solid (1.2 g, 86%). ¹H NMR (400 MHz, Acetone-*d*₆) δ 8.78 (d, *J* = 9.1 Hz, 2H), 8.33 (d, *J* = 9.1 Hz, 2H). ¹³C NMR (100 MHz, Acetone-*d*₆) δ 138.5, 136.0, 135.0, 115.6.

4-Methylbenzenediazonium tetrafluoroborate (2d): Following the GP1, **2d** was obtained as a white solid (890 mg, 84%). ¹H NMR (400 MHz, Acetone-*d*₆) δ 8.71 (d, *J* = 8.7 Hz, 2H), 7.90 (d, *J* = 8.7 Hz, 2H), 2.69 (s, 3H). ¹³C NMR (100 MHz, Acetone-*d*₆) δ 156.1, 133.7, 133.1, 112.5, 22.9.

3-Methylbenzenediazonium tetrafluoroborate (2e): Following the GP1, **2e** was obtained as a white solid (950 mg, 89%). ¹H NMR (400 MHz, DMSO-*d*₆) δ 8.66 – 8.35 (m, 2H), 8.10 (d, *J* = 7.5 Hz, 1H), 7.87 (t, *J* = 7.5 Hz, 1H). ¹³C NMR (100 MHz, DMSO-*d*₆) δ 141.7, 131.7, 131.0, 130.0, 129.1, 115.4, 20.5.

4-Methoxybenzenediazonium tetrafluoroborate (2f): Following the GP1, **2f** was obtained as a white solid (930 mg, 83%). ¹H NMR (400 MHz, DMSO-*d*₆) δ 8.62 (d, *J* = 9.4 Hz, 2H), 7.49 (d, *J* = 9.4 Hz, 2H), 4.05 (s, 3H). ¹³C NMR (100 MHz, DMSO-*d*₆) δ 168.8, 136.1, 117.2, 103.3, 57.4.

3-Methoxybenzenediazonium tetrafluoroborate (2g): Following the GP1, **2g** was obtained as a white solid (945 mg, 85%). ¹H NMR (400 MHz, DMSO-*d*₆) δ 8.46 – 8.20 (m, 2H), 8.01 – 7.70 (m, 2H), 3.92 (s, 3H). ¹³C NMR (100 MHz, DMSO-*d*₆) δ 159.5, 132.3, 128.0, 125.4, 116.5, 115.8, 56.6.

General Procedure 2 (GP2): Preparation of azoindolizine derivatives (3a-h). To a solution of indolizine (0.25 mmol) in CH₂Cl₂ (3 mL), aryl diazonium tetrafluoroborate (0.25 mmol) was added and the mixture was stirred at room temperature for 5 min. After the reaction was complete the solvent was evaporated under reduced pressure. The residue was rinsed with diethyl ether to give the desired product.

2-Phenyl-3-(phenyldiazenyl)indolizine (3a): Following the GP2, **3a** was obtained as a red solid (75 mg, 98%; mp 195.5-196.5 °C). ¹H NMR (400 MHz, DMSO-*d*₆) δ 10.17 (d, *J* = 7.0 Hz, 1H), 8.03 – 7.91 (m, 2H), 7.81 (d, *J* = 8.7 Hz, 1H), 7.78 – 7.71 (m, 2H), 7.59 – 7.47 (m, 4H), 7.45 – 7.36 (m, 2H), 7.33 (t, *J* = 7.3 Hz, 1H), 7.24 – 7.12 (m, 2H). ¹³C NMR (100 MHz, DMSO-*d*₆) δ 153.4, 136.6, 135.2, 133.6, 130.7, 129.8, 129.2, 128.5, 128.4, 127.91, 127.88, 126.3, 120.9, 119.0, 115.9, 104.9.

3-((4-Chlorophenyl)diazenyl)-2-phenylindolizine (3b): Following the GP2, **3b** was obtained as a red solid (82 mg, 95%; mp 199.4-200.4 °C). ¹H NMR (400 MHz, DMSO-*d*₆) δ 10.11 (d, *J* = 7.0 Hz, 1H), 7.98 – 7.85 (m, 2H), 7.77 (d, *J* = 8.7 Hz, 1H), 7.70 (d, *J* = 8.7 Hz, 2H), 7.54 – 7.45 (m, 4H), 7.44 – 7.33 (m, 2H), 7.19 – 7.09 (m, 2H). ¹³C NMR (100 MHz, DMSO-*d*₆) δ 152.3, 136.8, 135.6, 133.5, 131.7, 130.6, 129.8, 129.2, 128.7, 128.4, 127.9, 126.4, 122.3, 119.0, 116.0, 105.1.

3-((4-Bromophenyl)diazenyl)-2-phenylindolizine (3c): Following the GP2, **3c** was obtained as a red solid (94 mg, 97%; mp 199.7-200.7 °C). ¹H NMR (400 MHz, DMSO-*d*₆) δ 10.19 (d, *J* = 6.9 Hz, 1H), 8.03 – 7.89 (m, 2H), 7.83 (d, *J* = 8.7 Hz, 1H), 7.75 – 7.64 (m, 4H), 7.53 (t, *J* = 7.5 Hz, 2H), 7.43 (t, *J* = 7.5 Hz, 2H), 7.29 – 7.11 (m, 2H). ¹³C NMR (100 MHz, DMSO-*d*₆) δ 152.7, 136.9, 135.7, 133.5, 132.1, 130.7, 129.8, 128.7, 128.4, 127.9, 126.5, 122.7, 120.4, 119.0, 116.1, 105.1.

2-Phenyl-3-(*p*-tolylidiazenyl)indolizine (3d): Following the GP2, **3d** was obtained as a black solid (77 mg, 95%; mp 182.4-1183.4 °C). ¹H NMR (400 MHz, DMSO-*d*₆) δ 10.15 (d, *J* = 6.9 Hz, 1H), 8.05 – 7.91 (m, 2H), 7.79 (d, *J* = 8.5 Hz, 1H), 7.67 (d, *J* = 8.5 Hz, 2H), 7.52 (t, *J* = 7.6 Hz, 2H), 7.46 – 7.27 (m, 4H), 7.20 – 7.03 (m, 2H), 2.36 (s, 3H). ¹³C NMR (100 MHz, DMSO-*d*₆) δ 151.3, 137.7, 136.3, 134.7, 133.6, 130.6, 129.8, 129.7, 128.4, 128.4, 127.8, 125.7, 120.8, 119.0, 115.7, 104.6, 20.8.

2-Phenyl-3-(*m*-tolylidiazenyl)indolizine (3e): Following the GP2, **3e** was obtained as a black solid (79 mg, 96%; mp 174.0-175.0 °C). ¹H NMR (400 MHz, DMSO-*d*₆) δ 10.18 (d, *J* = 7.0 Hz, 1H), 8.00 – 7.95 (m, 2H), 7.82 (d, *J* = 8.7 Hz, 1H), 7.62 (s, 1H), 7.59 – 7.50 (m, 3H), 7.47 – 7.35 (m, 3H), 7.22 – 7.11 (m, 3H), 2.40 (s, 3H). ¹³C NMR (100 MHz, DMSO-*d*₆) δ 153.6, 138.5, 136.5, 135.1, 133.6, 130.6, 129.8, 129.0, 128.6, 128.5, 128.4, 127.9, 122.2 (2C), 119.0, 117.4, 115.9, 104.7, 21.1.

3-((4-Methoxyphenyl)diazenyl)-2-phenylindolizine (3f): Following the GP2, **3f** was obtained as a red solid (81 mg, 96%; mp 178.0-1179.0 °C). ¹H NMR (400 MHz, DMSO-*d*₆) δ 10.09 (d, *J* = 7.0 Hz, 1H), 7.95 (d, *J* = 7.3 Hz, 2H), 7.79 – 7.69 (m, 3H), 7.50 (t, *J* = 7.6 Hz, 2H), 7.39 (t, *J* = 7.3 Hz, 1H), 7.33 – 7.25 (m, 1H), 7.15 – 7.01 (m, 4H), 3.81 (s, 3H). ¹³C NMR (100 MHz, DMSO-*d*₆) δ 159.5, 147.7, 135.6, 134.0, 133.8, 130.5, 129.8, 128.4, 128.1, 127.6, 124.9, 122.5, 118.9, 115.3, 114.5, 103.9, 55.4.

3-((3-Methoxyphenyl)diazenyl)-2-phenylindolizine (3g): Following the GP2, **3g** was obtained as a red solid (80 mg, 95%; mp 101.0-102.0 °C). ¹H NMR (400 MHz, DMSO-*d*₆) δ 10.14 (d, *J* = 6.9 Hz, 1H), 7.97 (d, *J* = 7.5 Hz, 2H), 7.79 (d, *J* = 8.7 Hz, 1H), 7.51 (t, *J* = 7.5 Hz, 2H), 7.45 – 7.31 (m, 5H), 7.23 – 7.11 (m, 2H), 6.96 – 6.84 (m, 1H), 3.82 (s, 3H). ¹³C NMR (100 MHz, DMSO-*d*₆) δ 160.1, 154.9, 136.7, 135.4, 133.5, 130.4, 129.9, 129.8, 128.7, 128.4, 127.9, 126.3, 119.0, 116.0, 114.6, 114.2, 104.4, 104.3, 55.0.

3-(Phenyldiazenyl)-2-(*p*-tolyl)indolizine (3h): Following the GP2, **3h** was obtained as a red solid (74 g, 94%; mp 173.5-174.5 °C). ¹H NMR (400 MHz, DMSO-*d*₆) δ 10.11 (d, *J* = 7.0 Hz, 1H), 7.83 (d, *J* = 8.0 Hz, 2H), 7.76 – 7.70 (m, 3H), 7.46 (t, *J* = 7.8 Hz, 2H), 7.37 – 7.26 (m, 4H), 7.16 – 7.08 (m, 2H), 2.34 (s, 3H). ¹³C NMR (100 MHz, DMSO-*d*₆) δ 154.1, 138.1, 137.5, 136.1, 131.4, 130.3, 129.9, 129.8, 129.3, 128.8, 128.5, 127.0, 121.5, 119.6, 116.5, 105.3, 21.5.

3. Results

Initially, aryl diazonium salts were synthesized from the corresponding aniline derivatives with good yields. The study commenced by using indolizine and phenyldiazonium tetrafluoroborate salt as standard substrates to investigate the optimal reaction conditions (Table 1). The impact of solvents on the reaction yield was assessed. Various protic solvents, including H₂O, EtOH, and MeOH, were tested, resulting in the desired product **3a** being obtained in yields ranging from 75% to 77% (Table 1, entries 1-3). When various aprotic solvents, including THF, CH₃CN, DMF, DMSO, and CH₂Cl₂, were employed, product **3a** was achieved with yields ranging from 80% to 95% (Table 1, entries 4-8). Notably, aprotic solvents were observed to be considerably more favorable than protic solvents, with CH₂Cl₂ yielding the highest results. Following the completion of screenings, these optimized conditions were applied, which consisted of 0.25 mmol of indolizine (**1**), 0.25 mmol of phenyldiazonium tetrafluoroborate salt (**2**), room temperature (rt), a 5-minute reaction time, and CH₂Cl₂ as the solvent. This allowed to broaden the applicability of this method to various sources of indolizine and phenyldiazonium tetrafluoroborate salt.

Having successfully established the optimized reaction conditions, the subsequent step was to investigate the reaction's applicability to a range of diazonium tetrafluoroborate

salts (Scheme 2). Initially, the reaction was assessed using various substituents on the phenyl ring of the diazonium tetrafluoroborate salt. For this purpose, indolizine (**1**) was treated with different diazonium tetrafluoroborate salts **2a–g**. The reaction of indolizines (**1**) with *p*-halogenated diazonium tetrafluoroborate salts were transformed into the corresponding products **3b–3c** with excellent yields of 95 and 97% respectively. Delightedly, substituted diazonium tetrafluoroborate salts with electron-donating groups, whether the substituents are at meta-, or *para*-position, afforded the corresponding products **3d–3g** in high yields (94–96%). Next, the applicability of indolizine was evaluated. As expected, the reaction of 2-(*p*-tolyl)indolizine with phenyldiazonium tetrafluoroborate salt was established as the desired product **3h** in excellent yield (94%).

4. Discussion

In this context, a practical, rapid and efficient method for the synthesis of azoindolizine derivatives via aryldiazonium salts was successfully developed. Through systematic optimization of reaction conditions, achieved excellent yields (up to 98%), demonstrating the robustness of the approach. Additionally, the scope of this method to various sources of indolizine and aryldiazonium tetrafluoroborate salt, enhancing its applicability was expanded.

Acknowledgment

This study was supported by the Turkish Scientific and Technical Research Council-TÜBİTAK-BİDEB (Project Number: 118C579).

References

[1] Mitscherlich E. Ueber das stickstoffbenzid. Annalen der Physik 1834; 108(15): 225-227. <https://doi.org/10.1002/jlac.18340120281>.

- [2] Puntoriero F, Ceroni P, Balzani V, Bergamini G, Vögtle F. Photoswitchable dendritic hosts: a dendrimer with peripheral azobenzene groups. *Journal of the American Chemical Society* 2007; 129(35): 10714-10719. <https://doi.org/10.1021/ja070636r>
- [3] Ferri V, Elbing M, Pace G, Dickey MD, Zharnikov M et al. Light-powered electrical switch based on cargo-lifting azobenzene monolayers. *Angewandte Chemie* 2008; 120(18): 3455-3457. <https://doi.org/10.1002/anie.200705339>.
- [4] Banghart MR, Mourot A, Fortin DL, Yao JZ, Kramer, RH et al. Photochromic blockers of voltage-gated potassium channels. *Angewandte Chemie International Edition* 2009; 48(48): 9097-9101. <https://doi.org/10.1002/anie.200904504>.
- [5] Bafana A, Devi SS, Chakrabarti T. Azo dyes: past, present and the future. *Environmental Reviews* 2011; 19(NA): 350-371. <https://doi.org/10.1139/a11-018>.
- [6] Rawat D, Sharma RS, Karmakar S, Arora LS, Mishra, V. Ecotoxic potential of a presumably non-toxic azo dye. *Ecotoxicology and Environmental Safety* 2018; 148: 528-537. <https://doi.org/10.1016/j.ecoenv.2017.10.049>.
- [7] Leulescu M, Rotaru A, Moanță A, Iacobescu G, Pălărie I et al. Azorubine: physical, thermal and bioactive properties of the widely employed food, pharmaceutical and cosmetic red azo dye material. *Journal of Thermal Analysis and Calorimetry* 2021; 143: 3945-3967. <https://doi.org/10.1007/s10973-021-10618-4>.
- [8] Jerca, FA, Jerca VV, Hoogenboom R. Advances and opportunities in the exciting world of azobenzenes. *Nature Reviews Chemistry* 2022; 6(1): 51-69. <https://doi.org/10.1038/s41570-021-00334-w>.

- 1 [9] Besson E, Mehdi A, Lerner DA, Reyé C, Corriu RJ. Photoresponsive ordered hybrid
2 materials containing a bridged azobenzene group. *Journal of Materials Chemistry*
3 2005; 15(7): 803-809. <https://doi.org/10.1039/B416262E>.
- 4 [10] Beharry AA, Woolley GA. Azobenzene photoswitches for biomolecules. *Chemical*
5 *Society Reviews* 2011; 40(8): 4422-4437. <https://doi.org/10.1039/C1CS15023E>
- 6 [11] Van Hoorick J, Ottevaere H, Thienpont H, Dubruel P, Van Vlierberghe S. *Polymer*
7 *and photonic materials towards biomedical breakthroughs*. Springer International
8 Publishing, 2018, pp 3-47.
- 9 [12] Khayyami A, Karppinen M. Reversible photoswitching function in
10 atomic/molecular-layer-deposited ZnO: azobenzene superlattice thin films. *Chemistry of*
11 *Materials* 2018; 30(17): 5904-5911. <https://doi.org/10.1021/acs.chemmater.8b01833>.
- 12 [13] Mishra NK, Park J, Oh H, Han SH, Kim IS. Recent advances in *N*-heterocycles
13 synthesis through catalytic C–H functionalization of azobenzenes. *Tetrahedron*
14 2018; 74(47): 6769-6794. <https://doi.org/10.1016/j.tet.2018.10.010>.
- 15 [14] Nguyen TL, Gigant N, Joseph D. Advances in direct metal-catalyzed
16 functionalization of azobenzenes. *ACS Catalysis* 2018; 8(2): 1546-1579.
17 <https://doi.org/10.1021/acscatal.7b03583>.
- 18 [15] Sivaguru P, Sedhu N, Lalitha, A. Azobenzene derivatives of 3,3'-bis (indolyl)
19 methanes: Novel electroactive materials with antioxidant activities. *Synthetic Metals*
20 2023; 293: 117291. <https://doi.org/10.1016/j.synthmet.2023.117291>.
- 21 [16] Bradsher, C. K., & Voigt, C. F. (1971). Electrophilic substitution of the pyrido [2, 1-
22 a] isoindole system. *The Journal of Organic Chemistry*, 36(12), 1603-1607.
23 <https://doi.org/10.1021/jo00811a007>.

- [17] Holland, D. O., & Nayler, J. H. C. (1955). The chemistry of the pyrrocolines. Part VII. Further experiments with 2-methylpyrrocoline. *Journal of the Chemical Society (Resumed)*, 1504-1511. <https://doi.org/10.1039/JR9550001504>.
- [18] Chakraborty, A., Jana, S., Kibriya, G., Dey, A., Hajra, A. (2016). tert-Butyl nitrite mediated azo coupling between anilines and imidazoheterocycles. *RSC advances*, 6(41), 34146-34152. <https://doi.org/10.1039/C6RA03070J>.
- [19] Maliyappa MR, Keshavayya J, Mallikarjuna N M, Krishna PM, Shivakumara N et al. Synthesis, characterization, pharmacological and computational studies of 4, 5, 6, 7-tetrahydro-1,3-benzothiazole incorporated azo dyes. *Journal of Molecular Structure* 2019; 1179: 630-641. <https://doi.org/10.1016/j.molstruc.2018.11.041>.
- [20] Mohamed-Smati SB, Faraj FL, Bechecker I, Berredjem H., Le Bideau F et al. Synthesis, characterization and antimicrobial activity of some new azo dyes derived from 4-hydroxy-6-methyl-2H-pyran-2-one and its dihydro derivative. *Dyes and Pigments* 2021; 188: 109073. <https://doi.org/10.1016/j.dyepig.2020.109073>.
- [21] Albelwi FF, Al-Anazi M, Naqvi A, Hritani ZM, Okasha RM et al. Novel oxazolones incorporated azo dye: Design, synthesis photophysical-DFT aspects and antimicrobial assessments with In-silico and In-vitro surveys. *Journal of Photochemistry and Photobiology* 2021; 7: 100032. <https://doi.org/10.1016/j.jpap.2021.100032>.
- [22] Nalcioğlu ÖÖ, Kılıç E, Taymaz BH, Kamış H. Synthesis of new azobenzo[c]cinnolines and investigation of electronic spectra and spectroelectrochemical behaviours. *Spectrochimica Acta Part A: Molecular and Biomolecular Spectroscopy* 2021; 263: 120175. <https://doi.org/10.1016/j.saa.2021.120175>.
- [23] Michael JP. Indolizidine and quinolizidine alkaloids. *Natural Product Reports* 2007; 24: 191-222. <https://doi.org/10.1039/B509525P>.

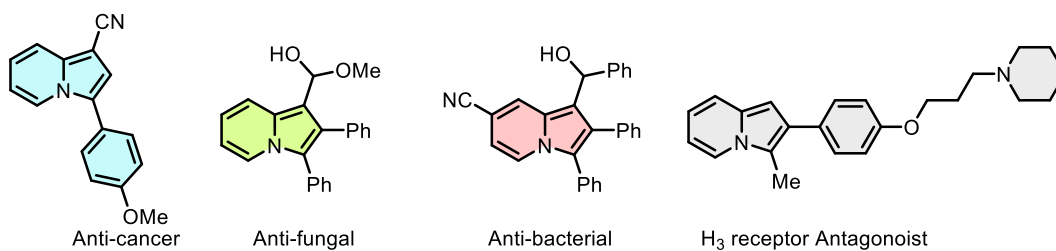
- [24] Su K, Guo X, Zhu L, Li Y, Lu Y et al. Indolizine synthesis via radical cyclization and demethylation of sulfoxonium ylides and 2-(pyridin-2-yl) acetate derivatives. *Organic Chemistry Frontiers* 2021; 8(15): 4177-4182. <https://doi.org/10.1039/D1QO00550B>.
- [25] Sonnet P, Dallemagne P, Guillon J, Enguehard C, Stiebing S et al. New aromatase inhibitors. Synthesis and biological activity of aryl-substituted pyrrolizine and indolizine derivatives. *Bioorganic & medicinal chemistry* 200; 8(5): 945-955. [https://doi.org/10.1016/S0968-0896\(00\)00024-9](https://doi.org/10.1016/S0968-0896(00)00024-9).
- [26] Weide T, Arve L, Prinz H, Waldmann H, Kessler H. 3-Substituted indolizine-1-carbonitrile derivatives as phosphatase inhibitors. *Bioorganic & medicinal chemistry letters* 2006; 16(1): 59-63. <https://doi.org/10.1016/j.bmcl.2005.09.051>.
- [27] Gundersen LL, Charnock C, Negussie AH, Rise F, Teklu S. Synthesis of indolizine derivatives with selective antibacterial activity against *Mycobacterium tuberculosis*. *European journal of pharmaceutical sciences* 2007; 30(1): 26-35. <https://doi.org/10.1016/j.ejps.2006.09.006>.
- [28] Østby OB, Dalhus B, Gundersen LL, Rise F, Bast A, Haenen, GR. Synthesis of 1-Substituted 7-Cyano-2,3-diphenylindolizines and Evaluation of Antioxidant Properties. *European Journal of Organic Chemistry* 2000; 2000(22): 3763-3770. [https://doi.org/10.1002/1099-0690\(200011\)2000:22<3763::AID-EJOC3763>3.0.CO;2-S](https://doi.org/10.1002/1099-0690(200011)2000:22<3763::AID-EJOC3763>3.0.CO;2-S).
- [29] Bermudez J, Fake CS, Joiner GF, Joiner KA, King FD et al. 5-Hydroxytryptamine (5-HT₃) receptor antagonists. 1. Indazole and indolizine-3-carboxylic acid derivatives. *Journal of medicinal chemistry* 1990; 33(7): 1924-1929. <https://doi.org/10.1021/jm00169a016>.

- [30] Gubin J, de Vogelaer H, Inion H, Houben C, Lucchetti J et al. Novel heterocyclic analogs of the new potent class of calcium entry blockers: 1-[[4-(aminoalkoxy) phenyl] sulfonyl] indolizines. *Journal of medicinal chemistry* 1993; 36(10): 1425-1433. <https://doi.org/10.1021/jm00062a015>.
- [31] Anderson WK, Heider AR, Raju N, Yucht JA. Synthesis and antileukemic activity of bis [[(carbamoyl) oxy] methyl]-substituted pyrrolo [2,1-*a*] isoquinolines, pyrrolo [1,2-*a*] quinolines, pyrrolo [2,1-*a*] isobenzazepines, and pyrrolo [1,2-*a*] benzazepines. *Journal of medicinal chemistry* 1988; 31(11): 2097-2102. <https://doi.org/10.1021/jm00119a008>.
- [32] Maryanoff BE, Vaught JL, Shank RP, McComsey DF., Costanzo MJ et al. Pyrroloisoquinoline antidepressants. 3. A focus on serotonin. *Journal of medicinal chemistry* 1990; 33(10): 2793-2797. <https://doi.org/10.1021/jm00172a018>.
- [33] Basavaiah D, Devendar B, Lenin DV, Satyanarayana T. The Baylis-Hillman bromides as versatile synthons: A facile one-pot synthesis of indolizine and benzofused indolizine frameworks. *Synlett* 2009; 2009(03): 411-416. <https://doi.org/10.1055/s-0028-1087533>.
- [34] Wu YB, Lu GP, Zhou BJ, Bu MJ, Wan L et al. Visible-light-initiated difluoromethylation of arene diazonium tetrafluoroborates. *Chemical Communications* 2016; 52(35): 5965-5968. <https://doi.org/10.1039/C6CC00177G>.
- [35] Kalay E, Küçükkeçeci H, Kilic H, Metin, Ö. Black phosphorus as a metal-free, visible-light-active heterogeneous photoredox catalyst for the direct C–H arylation of heteroarenes. *Chemical Communications* 2020; 56(44): 5901-5904. <https://doi.org/10.1039/D0CC01874K>.

1 **Supplemental material**

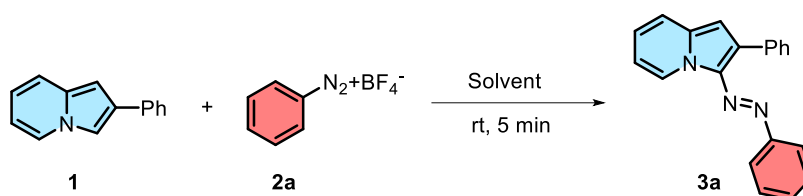
2 <https://aperta.ulakbim.gov.tr/record/263864>

3

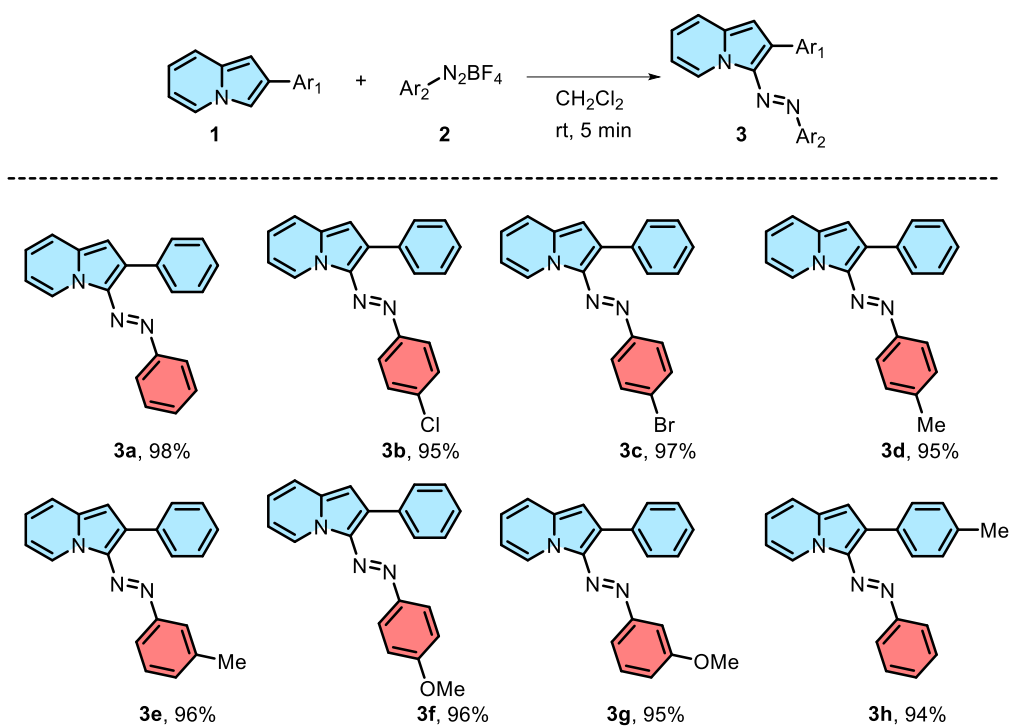


Scheme 1. Some examples of pharmaceuticals featuring the indolizine motif.

Table 1. Solvent optimization study of the formation of **3a**



Entry	Solvent	Yield (%)
1	H ₂ O	77
2	EtOH	75
3	MeOH	76
4	THF	85
5	CH ₃ CN	83
6	DMF	80
7	DMSO	90
8	CH ₂ Cl ₂	95



Scheme 2. Substrate scope study