

# Analyzing Students' Experience(SX) in Programming with Computational Thinking through Competitive, Physical and Tactile Games: The Quadrilateral Method Approach

MOHAMMAD AHSAN HABIB<sup>1</sup>, RAJA-JAMILAH RAJA-YUSOF<sup>1\*</sup>,  
SITI SALWAH SALIM<sup>1</sup>, ASMIZA ABDUL SANI<sup>1</sup>, HAZRINA SOFIAN<sup>1</sup>, AISHAH ABU BAKAR<sup>2</sup>

<sup>1</sup>Department of Software Engineering, Faculty of Computer Science, University of Malaya 50603,  
Kuala Lumpur, Malaysia,

<sup>2</sup>Faculty of Technology and Civil Engineering, University Malaysia Pahang 26600 Pekan,  
Pahang, Malaysia

---

Received: .201

• Accepted/Published Online: .201

• Final Version: ..201

---

**Abstract:** The lack of computational thinking (CT) skills can be one of the reasons why students find themselves having difficulties in writing a good program. Therefore, understanding how CT skills can be developed is essential. This research explores how CT skills can be developed for programming through competitive, physical, and tactile games. The CT elements in this research focus on four major programming concepts, and they are, decomposition, pattern recognition, abstraction and algorithmic. We have conducted game activities through several examples that include sorting, swapping and graph algorithms and analyze how the game affects the student experience (SX) in understanding the CT concept in those examples. We have applied the quadrilateral method approach on the data collection and analysis. The data was obtained through observation, interview/survey based on six SX criteria; attention, engagement, awareness, satisfaction, confidence and performance, and comparative performances in relation to the game activities conducted. The results of the quadrilateral of the data collected show positive impact on the SX, therefore, highlighting the effectiveness of the competitive, physical and tactile game approach proposed in this research towards programming and CT skills development.

**Key words:** Programming, Computational Thinking, Competitive, Physical, Tactile Games, Quadrilateral Method

## 1. Introduction

Computer programming courses play a significant role in producing computer programmers who can craft state-of-the-art software and applications. Teaching programming courses has always been a challenge to many lecturers and instructors [1–3]. Several related problems have been identified, such as difficulty in applying the basic programming knowledge [4], translating problems into solutions in the form of data and codes [1], and understanding existing codes and pseudo-codes [5]. These problems may be due to unstructured thinking and the lack of Computational Thinking (CT) elements.

### 1.1. Computational thinking and its relation to programming

According to Tang et al. [6], computational thinking can be divided into two major definitions, (1) relates to a way of drawing from programming and computing concepts, and (2) relates to the set of components that

---

\*Correspondence: rjry@um.edu.my

1 contribute to the competencies needed in both domain specific knowledge and general problem solving skills.  
 2 The first definition focuses on a theoretical framework that includes computational concepts, practices and  
 3 perspectives [7] as well as conceptual frameworks that includes data, modelling, computational problem solving  
 4 and system thinking practices [8]. The second definition, which motivates this research, is looking into developing  
 5 the CT skill that can be applied in any domain especially in programming, for example, the operational elements  
 6 of CT such as abstraction, decomposition, algorithmic thinking, evaluation and generalisation [9].

7 Programming can also be viewed as an activity that promotes CT skill development. A few practitioners  
 8 view CT as an algorithmic process involving the formulation of the thinking process to be executed by the  
 9 computer, and others relate CT to elements such as decomposition, abstraction, automation, pattern recognition,  
 10 sequential execution, recursion, and parallelism [10]. Therefore, problems associated with learning to program  
 11 are essentially problems related to CT [11].

### 12 1.1.1. How CT related to Programming

13 Some studies implicitly explain that CT is related to programming [12]. However, a few works of literature  
 14 explicitly relate CT elements to the programming syntax. The framework discusses sequence, loops, events,  
 15 parallelism, conditionals, operator, and data. The observed CT elements adopted by the programmers as  
 16 strategies are as follows: incremental and iterative procedures, testing and debugging, reusing and remixing,  
 17 abstracting, and modularising.

18 Decomposition is simply a method of breaking a complex problem down into smaller pieces so that it can  
 19 be conceived and managed easily [7, 10]. In programming, each keyword is used to address a small problem.  
 20 Likewise, calculating values, assigning values to variables, or calling functions, are statements each of which can  
 21 be utilized to resolve a small problem and contribute to the solution for a bigger problem. Repetitively calling a  
 22 certain sequence of steps is also a concept of decomposition [13]. Hence, it can be said that usages of keywords  
 23 such as assignments, functions, and loops have straightforward correlations with the idea of decomposition.

24 Pattern recognition is a shared characteristic that occurs in each problem [14]. Once we have decomposed  
 25 a complex problem into smaller parts, the next step is to look at the similarities they share<sup>1</sup>. These similar  
 26 problems can be detected by selecting statements through comparison [15].

27 "Abstraction" on the other hand, refers to the process of generalizing important information while  
 28 ignoring the irrelevant details. In programming, the act of calling a function invokes the formulation of an  
 29 abstraction procedure [19]. In a simpler explanation, the process of abstraction is an application of many-to-  
 30 one mapping [16]. Classes defined in the object-oriented (OO) programming languages are a form of abstraction;  
 31 the background details or pieces of explanatory information are hidden to simplify the programming codes and  
 32 to encourage re-usability [13] However, to be considered as part of the CT element, the programme codes  
 33 involved should include more than one class.

34 Solving problems through step-by-step instructions that produces output correctly is algorithmic<sup>2</sup>. Table  
 35 1 shows a summary of the relation of CT elements to programming code. The programming attributes are  
 36 categorized into three programming code elements, synthesized from those of Meyer, Hazzan & Kramer,  
 37 Bishop,[7, 13, 14, 16] and Franc<sup>3</sup>, which are related to the CT element definitions used by Wing [17].

<sup>1</sup>Envato Pty Ltd (2021). The Basics of Computational Thinking [online]. Website <https://webdesign.tutsplus.com/articles/the-basics-of-computational-thinking--cms-30172> [accessed 01 February 2021].

<sup>2</sup>Ibid.

<sup>3</sup>Ibid.

Table 1: Relation of CT elements to programming code.

Programming Code Attributes	Programming Code Elements Categories	CT elements (Wing [17])	Author
Variable assignments Function defined Loop Sequential calls of attributes	Keywords (specific to a programming Language)	Decomposition	Meyer [13]), Brennan & Resnick's [7]
Function called Classes (in OO) Conditional statements (If- else, switch) Comparison	Syntax of codes	Abstraction Pattern Recognition	Franc <sup>4</sup> , Meyer [13] Hazzan & Kramer [16] Bishop [14]
Correctness	Program Output	Algorithmic	Franc <sup>5</sup>

Table 2: Literature on game-based programming learning tools with CT elements incorporated.

Researchers	Brief description	Incorporated CT elements	Learning Tools
Nardelli & Ventre [18]	tutorials are based on video games and cartoons characters	To define solutions involving several CT components	Hour of Code from <a href="http://code.org">http://code.org</a>
Brennan & Resnick [7]	Game based programming through story and data simulation	Iteration, parallelism, designing, debugging, remixing	Scratch
Dantas, et al. [20]	Learning programming through serious games	Logical reasoning, algorithmic in solve problems	Programming Life
Weintrop [23]	Design and implement codes for their robot to defeat opponents	Computationally expressing ideas, algorithmic thinking, and debugging	Robo games
Hyman, et al. [22]	Collaborative historical puzzles emphasizing computational thinking	Pattern recognition, decomposition, algorithmic, and data representation.	The Tessera
Brady et al. [21]	Open-hardware programsto explore technology that enables the Internet	Abstract and quantitative reasoning	Wearing the Web-in
Esper, et al. [19]	A Text or syntax based programming game environment	Decomposition, Pattern Recognition, Debugging	CodeSpell
Zhao & Shute [24]	Web-based Video Games that uses Blockly as the code editor.	Process of abstraction, reusable code blocks	Penguin Go

## 1.2. Programming and CT through competitive, physical and tactile games

A search through the literature yielded eight interesting teaching approaches to programming that incorporate CT and games that are used as a mechanism to deliver knowledge and skills. Table 2 summarizes the results of the literature search. Nardelli & Ventre [18] incorporated multiple CT elements through many stages of problem-solving tasks in the form of video games and cartoon characters. Such an effort could be seen through the work of Dantas, Lopes & Amaral, Weintrop & Wilensky, Hyman et al., Esper et al., Brady et al., Brennan & Resnick [19–23].

Extending purely computer-based environment to the more tactile robotic, Arduino, Raspberry Pi and sensors-based programming sessions following the work of the visionary Seymour Papert [25] and those of the more recent Kubitza & Schmidt [26] found positive effects on teaching programming. Corral et al. [27] as

<sup>4</sup>Ibid.

<sup>5</sup>Ibid.

well as and Melcer & Isbister, [28] through Tangible User Interface (TUI) such as Sifteo cubes, wooden blocks programming also found positive effects. The use of games found in all the literature implies that for students to be engaged in programming subjects, there is a need to create an environment that is competitive, and it seems that tangible items that can be physically touched appeal to students [29]. Games create an environment conducive to learning due to several reasons [30]. They provide a platform for multi-sensory active as well as problem-based learning experience [31]. At different levels, the players can evaluate their skills; and gradually build up confidence within their environment as games involve social interactions.

From a psychological perspective, Csikszentmihalyi [32] explains that games create engagement and enjoyment through the concept of flow. Flow is an optimal state of mind in which a person becomes fully absorbed in an activity and it is conducive to productivity. The state of mind and body that governs with rules, goals, and feedback promotes this optimal experience.

Also according to Csikszentmihalyi [32], it is not what humans do that makes it fun, but how they do it. The relation between flow and enjoyment depends on whether the flow-producing activity is complex, leads to new challenges, and contributes to individual/group growth. In the context of this study, computer programming is not itself enjoyable to some students. However, if the learning process is carried out in episodes of flow such as a competitive environment through games, learning becomes rewarding and worth doing. Competitiveness increases the adrenaline level, especially if it relates to the outcome of having a winner-loser situation. Any physical and tactile movement would amplify the adrenaline experience and increase awareness,, which adds to the increase in performance, engagement, and enjoyment of the game in play.

### 1.3. Exploratory Model in teaching programming

Figure 1 shows the model of our approach in teaching programming courses with computational thinking designed based on the literature found in the previous section. It focuses on the competitive, physical, and tactile games to promote CT as an alternative solution to the problem of teaching and learning programming-related subjects. It is an active learning approach that leads to the state of optimal flow to create a conducive learning experience.

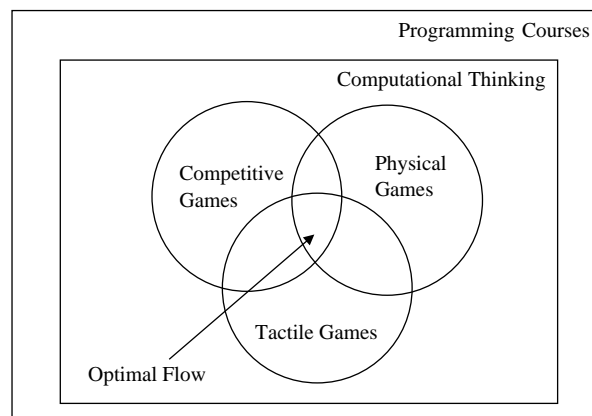


Figure 1: Competitive Physical and Tactile Games for programming-related subjects.

Our exploratory study analyzes students' experience (SX) in programming with CT through competitive, physical, and tactile games. We attempted a quadrilateral analytical research approach in our data gathering and analysis based on methods adopted to teach and learn engineering-related subjects. The following sections

1 cover the research methodology, results, discussion, and conclusion.

2 **2. Research methodology: The Quadrilateral Approach**

3 Our quadrilateral research approach is a mixture of qualitative and quantitative methods as shown in Figure  
 4 2. It is based on research works done in the context of teaching and learning in engineering-related subjects.  
 5 First, it involves the gathering of data through observation of SX in class, such as done by Kennedy&Kraemer  
 6 [33], interviewing students such as done by Peretson, Peterson and et al. [34]), comparing students' academic  
 7 performance from the previous session (such as done by Berenguel and et al. [35]) and Guzelis [36] , and  
 8 comparing students' academic performance within this study session (such as done by Akaslan and Law [37]).  
 9 Based on the problems and motivation, our research questions focus on student experience and performance as  
 10 follows:

11 RQ1: What are the students' experiences in relation to the competitive physical and tactile game?

- 12 (a) How did the competitive physical games caught the students' attention?
- 13 (b) Were the students engaged in the activity?
- 14 (c) Did the student aware that competitive physical games help them understand computational thinking  
 15 concepts more effectively?
- 16 (d) Did the student find satisfaction after playing the games?
- 17 (e) Do the students show confidence in handling CT concepts?

18 RQ2: How are the performances of programming in relation to the competitive physical and tactile game?

- 19 (a) Does the event enhance their academic performance?
- 20 (b) Is there any difference in the students' academic performance before and after the competitive physical  
 21 and tactile game session?
- 22 (c) Is there any difference in the students' academic performance comparing previous and current sessions?

23 As described above, our study also captures the SX (to answer RQ1&2) through observation, interviews  
 24 and surveys as outlined in section 2.1. A quantitative study was conducted to answer the question RQ2, i.e. to  
 25 find out if there are any significant differences in the performance of the two groups of students in answering  
 26 the programming questions: students who went through the competitive and tactile games, and those who did  
 not. This is outlined in section 2.2.

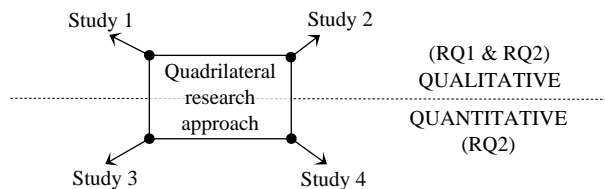


Figure 2: The quadrilateral research approach.

28 **2.1. Study Setting and Participants: Interviews and Surveys (Study 1), Observations (Study 2)**

29 In study 1, students' experience (SX) was captured through six parameters: attention, engagement, awareness,  
 30 satisfaction, confidence, and performance. Through the qualitative study, the authors observed the behaviors  
 31 of students who participate in the aforementioned games in class. Written consents from the students were  
 32 obtained for the study conducted in the chosen courses, the procedures of which include observations, video  
 33 recordings, and interviews. The students were given the understanding that the data obtained would be kept  
 34 confidential, they can withdraw anytime, and their identities remain anonymous. The study involved a total of

Table 3: Subjects and Participants involved in the studies.

Subjects	Semester Year	Student Year	Student Involved	Number of Videos Recorded	Duration of videos (Seconds)	Topic of Focus
Programming 1	1, 2016/2017	1st	30	5	8, 8, 17, 21, 22	Sorting
Data Structure	1, 2016/2017	2nd	21	3	22, 23, 30	Sorting
Algorithm	2, 2016/2017 1, 2016/2017	2nd 4th	44 13	3 -	45, 65, 95 -	Sorting, Graph Sorting
Programming Workshop	2018&2019	1st year & Pre Uni	85	-	-	Sorting
TOTAL			193	11	6 min 5 s	

1 193 pre-university students, first to fourth-year undergraduate students. However, in study 2, the open-ended  
2 survey questions were asked to 18 randomly chosen and willing participants, with whom the semi-structured  
3 interview sessions were conducted. Their answers and opinions to the questions regarding their experiences  
4 during the lecture sessions were recorded. Our study was part of the learning process conducted during the  
5 lecture time; the topics were part of the course learning outcomes. The study entailed observing the students  
6 during and after the teaching of specific topics.

7 The observations, interview, and surveys were conducted among the students taking the courses of  
8 Analysis of Algorithms, Data Structures, and Programming. The details are as in Table 3. As our studies are  
9 explorative ones, we adopted a naturalistic observational research design even to advance topics of programming  
10 subjects. The reason for exploring these studies for both fundamental and advanced programming courses is  
11 due to our teaching experience observing students' difficulties in fundamental and as well as advanced classes.  
12 Table 3 also shows a total of 11 videos recorded, with a total duration of 6 min and 5 s during the algorithm,  
13 programming, and data structures classes and the lessons that were related to the sorting and graph topics.  
14 Many photographs were also taken during the sessions. The interviews were conducted based on the research  
15 questions on RQ1 and RQ2a (i.e. the six SX parameters). Table 4 shows the RQ1 questions posed to the  
16 participants.

Table 4: The relation between research questions, themes and sub-themes.

Relation to Research Question	Theme	Sub-themes
1. How did the competitive physical games caught students' attention?	Attention	Helpful knowledge, clear confusion, deliver the intended notion and high academic value.
2. Were the students engaged in the activity?	Engagement	Competitiveness and the needed lessons
3. Did the students aware that the competitive physical games help them to understand computational thinking concepts more effectively?	Awareness	Important takeaways, learning new things.
4. Did the students obtained satisfaction after playing the games?	Satisfaction	Interest in games and good academic content.
5. Did the students show confidence in handling CT concepts?	Confidence	Confidence to do programming
6. Did the event enhance their academic performance?	Performance	Academically relevant and helpful, academic performance and improvement.

### 2.1.1. Research materials and procedures

**2.1.1.1. Games and Materials** The authors were inspired by unplugged computer science activities [38] and CT video materials from Code.org. Eight CT game activities were conducted, namely, swapping, bubble sort, quick sort, merge sort, selection sort, insertion sort, radix sort, and the graph algorithm. Four major components of the CT elements (i.e. abstraction, decomposition, pattern recognition, and algorithm) were involved in the games. See Table 5 for the detailed description of the games.

There were two types of games and the materials used were slightly different. Type-I games required a single player and played using small cards. Type-II games referred to those games which require students to form groups consisting of 5-15 members. The materials used were A4 size colored cards and alphabet mats (A-Z). At the end of the game winners and all students received sweets and/or chocolates as prizes.

**2.1.1.2. Game Procedure** Figure 3 shows the descriptions of the activities that were carried out. The games sessions were conducted in four parts (A, B, C, and D). The first part-A is the verbal explanation, the second part-B is a short demonstration of the competitive, physical and tactile games to draw the students' attention, the third part-C is the beginning of the actual game session among the students to capture students' engagement with the games. The last part-D is to identify the winners of the games based on the students' performance in the games. The winners were announced, and prizes were given to them.

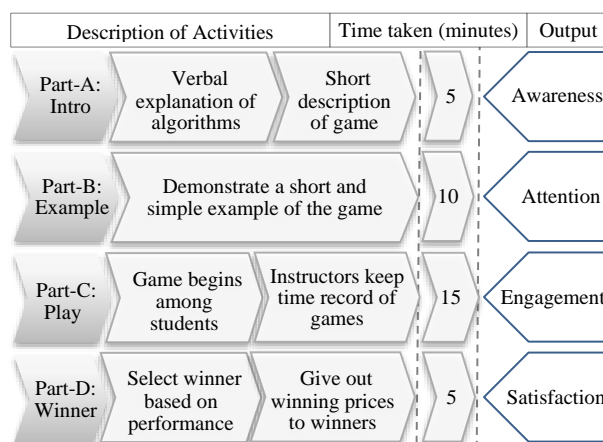


Figure 3: The activities carried out based on the game procedure.

### 2.1.2. Verification and Validation

A set of criteria was used to verify and validate the qualitative research conducted. Verification was achieved through credibility, and conformability, while validation was achieved through transferability. The research credibility fully supported the data collected from research studies 1 and 2. This method has the advantage of deriving results on participants' reflections and researchers' observations. The dual perspective served as a check and balance on the interpretation of the data. The aspects of conformability were compiled through developing the research questions guided by the motivation and related work from the works of literature that covered the subjects of teaching programming and computational thinking. The steps of the games created listed in Table 5 were confirmed of its correctness by a lecturer that teaches programming.

The transferability aspects were achieved in two methods because the feedback records were in two types; the recorded audio and the written survey forms. The recorded audios were transcribed into written English



1 language and transferred to an excel sheet. The responses in the survey form were transferred in the same excel  
2 sheet. Then later on the information in the excel sheet were validated by the participants.

### 3 **2.1.3. Qualitative data analysis**

4 We used the thematic approach to analyze the data. It was conducted as soon as all the interview recordings  
5 were transcribed. The theme was based on the six SX parameter; attention, awareness, engagement, confidence,  
6 satisfaction, and performance. Later, the responses were grouped into sub-theme categories aligned with the main  
7 themes. See Table 4 for the relation between the research questions, themes, and sub-themes. The participants'  
8 responses based on each sub-theme were counted, and the percentages of the sub-theme responses were tabulated.

## 9 **2.2. Grade Performance**

10 There were two ways to observe performance. Study 3 and study 4 were our approaches to explore the  
11 performance of both fundamental and more advanced programming courses after conducting the competitive,  
12 physical, and tactile games in answering RQ2b and RQ2c. Study 3 explores the performance of a more advanced  
13 programming classes while study 4 explores the performance of fundamental classes.

### 14 **2.2.1. Study 3**

15 The grading of performances were conducted by comparing the examination results of two groups of students.  
16 The 1st group consists of 8 students from the Algorithm class in 2016; the second group comprises 12 students  
17 from the Algorithm class in 2017. The year-2017 group was exposed to competitive physical games, while the  
18 year-2016 group was not. Special permission was obtained to analyze the answer scripts of the participating  
19 students. The topics considered in the study were sorting and graphs. The students' marks remained anonymous  
20 so that the results could be presented without knowing the identities. The two sets of examination questions  
21 from the two different years were set by the same lecturer, and the difficulty levels were the same. The students'  
22 marks (max 10 points) were identified and recorded. A total of 20 students' marks were analyzed for the  
23 consecutive exams.

### 24 **2.2.2. Study 4**

25 There were three parts in study 4. The first is the learning session on "Programming Basics" in which a pre-test  
26 question was distributed. The second part was the game session, and the third part is the answering post-test  
27 question session. The session was arranged in which 33 first-year students (admission of the year 2018) and 52  
28 pre-university students participated (2019 session). Most of them had little experience in programming. The  
29 session consists of three parts. The students were divided into two groups: one group played the game (GG-  
30 13 students from the first year, and 31 students from the pre-university) and the other group only had to listen  
31 to the programming lecture (LG- 20 students from the first year, and 21 students from the pre-university). LG  
32 was asked to skip part two of the session, and the members proceeded to part three. In part two of the session,  
33 participants from GG had partaken in three Gaming Activities- Bubble Sort, Radix Sort, and Selection Sort.  
34 The information of all the above-mentioned gaming activities can be found in Table 5.

## 35 **3. Results**

36 The results are divided into two parts: Section 3.1 presents the observations together with the interview and  
37 survey results; Section 3.2 presents the performance of the exams.



Table 5: Short description of games.

No	Game	Computational Thinking Element Involved
1	Swap	Algorithmic: Requires three sequential steps
2	Quick Sort	Decomposition: divide the problem into sub-problems (Half the input to be processed) Pattern recognition: Compare numbers bigger/smaller Algorithmic: Repeat comparison steps Abstraction: If a procedure works for a smallest input problem, the procedure should work for the whole set of input
3	Merge Sort	Decomposition: divide the problem into sub-problems (Half the input to be processed) Pattern recognition: Compare numbers bigger/smaller Algorithmic: Repeat division and comparison steps Abstraction: If a procedure works for a smallest input problem, the procedure should work for the whole set of input
4	Selection Sort	Decomposition: Repeat unit steps Pattern recognition: Find the minimum Algorithmic: Repeat the step of finding the minimum number
5	Insertion Sort	Decomposition: Repeat unit steps Pattern recognition: Find the minimum Algorithmic: Repeat the insertion step
6	Radix Sort	Decomposition: Repeat unit steps (1st, 2nd, 3rd place values) Pattern recognition: Find matching number positions Algorithmic: Repeat sequential actions
7	Graph Theory	Algorithmic: The names chosen one after another should be within a short distance Abstraction: If a procedure works for a smallest input problem, the procedure should work for the whole set of input
8	Bubble Sort	Decomposition: Repeat unit steps Pattern recognition: Find the minimum/maximum Algorithmic: Repeat the comparison steps

### 1 3.1. Results of Study 1 (Observations) and 2 (Interviews and Surveys)

#### 2 3.1.1. Study 1: Observations

3 Based on the observations of the activities conducted and other information gathered, the students appeared to  
4 be excited when they came to know that they would be participating in an educational game. The observations  
5 are reported in four parts; awareness, attention, engagement, and satisfaction of the year-2 and year-4 students  
6 when they were learning the subjects of Programming, Data Structure, and Algorithms. On the whole, the  
7 observations are consistently the same in all of the classes. Attention: while playing the game, they looked very  
8 attentive and exhibited genuine interest in accomplishing the goals to the best of their ability. Engagement:  
9 for individual games, the participating students were usually silent and seen to focus on the steps to complete  
10 the games. Sometimes, there were short dialogues between participants who were discussing game strategies  
11 or giving a few game tips. Awareness: The students were aware of the topic introduced. Sometimes, they  
12 asked questions regarding the algorithm and brief answers were given by the authors conducting the session.  
13 Confidence: They were serious to complete the game and put in great effort to score points. They tried their  
14 best to execute the algorithm steps together in the fastest time possible so that they could win the game.  
15 Satisfaction: They seemed to enjoy themselves thoroughly in the games. Everyone seemed happy and satisfied  
16 when they found out that everybody was given sweets as gifts for participating in the game.

### 3.1.2. Study 2: Interview and survey results

Table 6 shows the overall results of the interviews, and they were reported according to the sequence of the research questions, themes, and sub-themes. The results in this section are referred to participant number 1 until number 18 which are represented as P#1 to P#18.

**3.1.2.1. Attention:** The event captured the students' attention, and they benefited in these aspects,

**Clears confusion:** 53.33% of the participants stated that the gaming session cleared their confusion. P#17 wrote, "It cleared my programming confusion". P#6 said, "The game helped me gain a better understanding of the algorithms. But, better understanding does not necessarily mean that one can code easily because some programming tricks might be required for some implementations. This needs to be addressed."

**Delivers the intended notion:** 82.50% of the students said that they could easily understand the academic material through the games and that the sessions were enjoyable. P#17 wrote, "I found that the game illustrates how the program works. Moreover, we are having fun."

**High academic value:** 69.38% of the participants opined that games had the potential to be used in the academic field. P#13 commented, "I was able to learn more in this session than I would by studying slides."

**3.1.2.2. Engagement:** Engagement was generated through,

**Competitiveness:** The game activities were designed to be intense and interesting to lit up the students' enthusiasm, engage them deeply, and encourage healthy competition. 83.13% of the students said that the games were really competitive. P#4 mentioned that, "I'm very competitive"; while P#17 said, "My level of competitiveness was quite high. Because it appeared that everyone wanted to win the game."

**Lesson needs:** Students were not just playing; they were giving us suggestions when requested. About 86.88% of the students gave positive suggestions to increase the reach of this type of game sessions. For instance, P#18 stated that: "1) the progress of the game can be improved by increasing its difficulty and complexity; 2) good effort." The P#2 observed that the physical games had the potential to be more interesting and enjoyable. In addition, P#2 said that such games should be created "for topics in which students are often weak...". P#13 stated that "more lessons should be conducted this way" and P#17 stated that this activity should be continued to other students in other years for different subjects such as data structures, etc. so that students can learn and improve their understanding through the games.

**3.1.2.3. Awareness:** The awareness was interpreted through,

**Important takeaways:** 61.11% of the participants said they learned something and had a few takeaways from the gaming sessions. P#2 stated, "The event was short and simple, yet it was quite effective...". P#6 wrote, "Clearer understanding of how the algorithm works." Similarly, participant#3 said that "sorting" games involved developing a step-by-step solution, P#7 feel that "the merge sort helped in creating steps to solve each part of a problem." P#1 commented, "I do notice that step-by-step solutions are developed from the selection sort" and participant#6 "...we noticed that we focus on the important information.. ignoring the irrelevant details ..while playing the game."

**Learning new things:** 81.88% of the students reported that they learned something new compared to the conventional before. P#15 stated that, "I learned new programming skills and algorithms." P#4 wrote that "I think everything I learnt is new".

**3.1.2.4. Satisfaction:** The satisfaction was found through,

**Interest in games:** 71.25% of the students reported that the games were "really interesting and fun, especially, it is cool for a class to conduct this type of game," said P#17. P#4 said that she "enjoyed it very

Table 6: Thematic analysis with students' feedback.

Relation to Research Question	Theme	Sub-themes	%
1. How did the competitive physical games caught your attention?	Attention	Helpful knowledge	62.50%
		Clear confusion	53.33%
		Deliver the intended notion	82.50%
		High academic value	69.38%
2. Were the students engaged in the activity?	Engagement	Competitiveness	83.13%
		The lessons need	86.88%
3. Did the student aware that the competitive physical games help them understand computational thinking concepts more effectively?	Awareness	Important takeaways	61.11%
		Learning new things	81.88%
4. Did the student find satisfaction after playing the games?	Satisfaction	Interest in games	71.25%
		Good academic content	67.50%
5. Did the students show confidence in handling CT concepts?	Confidence	Confidence to do programming	56.15%
6. Did the event enhance their academic performance?	Performance	Academically relevant and helpful	63.33%
		Academic performance	61.88%
		Improves thinking	66.80%

1 much”.

2 **Good academic content:** All the games were designed based on academic content. About 67.50%  
3 of the students stated that they were satisfied with the content. For example, P#5 said that he was satisfied  
4 with the session and its content.. Students were also giving suggestions when requested. About 86.88% gave  
5 positive suggestions to increase the reach of the game. For instance, P#18 stated: ”1) the progress of the game  
6 can be improved by increasing its difficulty and complexity; 2) a good effort” since it was observed that the  
7 physical games had the potential ”to be more interesting and enjoyable for students...”, quoted by P#2. In  
8 addition, they believed that such games should be created ”for topics in which students are often weak...” (P#2)  
9 They stated that more lessons should be conducted this way, and ”continued to other students in other years  
10 for different subjects. So that students who could not understand can learn and improve their understanding  
11 through the games...”, stated by P#17.

12 **3.1.2.5. Confidence:** Having the confidence to solve a problem in programming is among the biggest challenges  
13 faced by students. 56.15% of the participants thought that the games boosted their confidence in handling  
14 programming assignments. P#2 and P#1 wrote ”A bit clearer” and ”Better” confidence.

15 **3.1.2.6. Performance:** The performance was interpreted through the following aspects,

16 **Academically relevant and helpful:** All games were designed with learning and CT in mind. About  
17 63.33% of the students mentioned that it was ”easy to understand the concepts and to write codes”, P#10  
18 quoted

19 **Academic performance:** 61.88% of the participants opined that their academic performance of the  
20 relevant topics improved. P#7 said, ”It helped me understand... in an easier way.”

21 **Improve Thinking:** 66.88% of the participant agreed that, as a result of playing the games, their  
22 perspectives on the subject changed. Statistically, their results were better as well. P#11 wrote, ”It helped me  
23 understand the theory even more easily.” P#6 stated, ”It does help me visualize problems in a much clearer  
24 form rather than just seeing them as words and numbers.”

Table 7: Comparative observation of SD, mean, and median marks of two groups.

	Group 2016	Group 2017
Standard Deviation	1.72	1.71
Mean mark	5.55	8.13
Median mark	5.67	8.00

1 **3.2. Result of Study 3 and 4 (Academic Performance)**

2 Apart from gauging the students' perception of their academic performance, it is also seen through the analysis  
 3 of the marks scored in the pre-test conducted before and the post-test conducted after the game activities to  
 4 the gaming group (GG). A normal lecture was conducted to the control group (LG).

5 **3.2.1. Study 3**

6 Table 7 shows the standard deviations (SD) of the marks of both groups, that is, 1.72 and 1.71, but the means  
 7 and medians of the year-2017 group are higher than those of the year-2016 group. In Figure 4, the results of  
 8 our analysis of the students' academic records show that the average mark in group B for graph topics is about  
 9 60%, whereas the average mark for group A is about 80%, an increase of 20% in the average mark. For the  
 10 sorting codes, the average mark is 40% for group B, and 80% for group A, representing an increase of almost  
 11 40%.

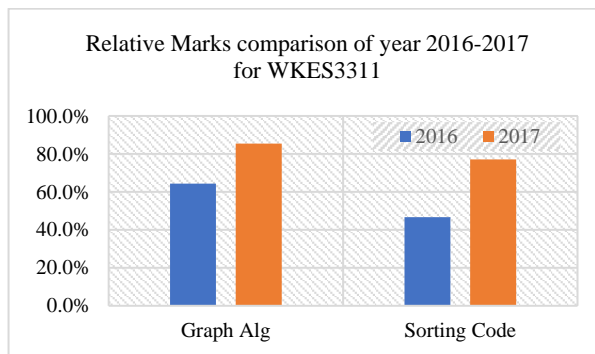


Figure 4: Average mark in the final Exams for the 2016 and 2017 student batches (study 1).

12 **3.2.2. Study 4**

13 Study 4 employs -diff- package [39] to estimate difference in differences (DiD) using STATA software to analyze  
 14 the data, shown in Table 8, of the control group (i.e. LG) with 41 participants and the treated group (i.e.  
 15 GG) with 44 participants. Total number of observations is 170 for 85 students in pre-test and posttest. where  
 16  $R^2 = 0.15$ . The difference of mean score for pre-test between the LG control group and GG treated group is  
 17 -1.109 and the DiD estimation with p-value 0.017 ( $p < 0.05$ ) indicates a significant difference at 5% level. And  
 18 the difference of mean score for post-test between the LG control group and GG treated group is 2.223 and the  
 19 DiD estimation with p-value = 0.000 ( $p < 0.01$ ) indicates a significant difference at 1% level.

20 The last row, DiD treatment-effects estimand, is implying an increase in the score of students by 3.332.  
 21 The p-value 0.000 ( $p < 0.01$ ), standard error 0.650, which indicates the DiD estimand is significant at the 1%

Table 8: Difference in differences estimation results

Outcome var.	Marks	S. Err.	t	P>  t
Before				
Control	<b>4.098</b>			
Treated	<b>2.989</b>			
Diff (T-C)	<b>-1.109</b>	<b>0.460</b>	<b>-2.41</b>	<b>0.017**</b>
After				
Control	<b>2.057</b>			
Treated	<b>4.280</b>			
Diff (T-C)	<b>2.223</b>	<b>0.460</b>	<b>4.83</b>	<b>0.000***</b>
Diff-in-Diff	<b>3.332</b>	<b>0.650</b>	<b>5.12</b>	<b>0.000***</b>

R-square: **0.24**  
 \* Means and Standard Errors are estimated by linear regression  
 \*\*Inference: \*\*\* p<0.01; \*\* p<0.05; \* p<0.1

1 level. Figure 5 illustrates the treatment-effect in using lines. The effect of gaming workshops on GG is that the  
 2 mean marks of GG increased by 2.780 from 1.500 (projected) to 4.280 (actual).

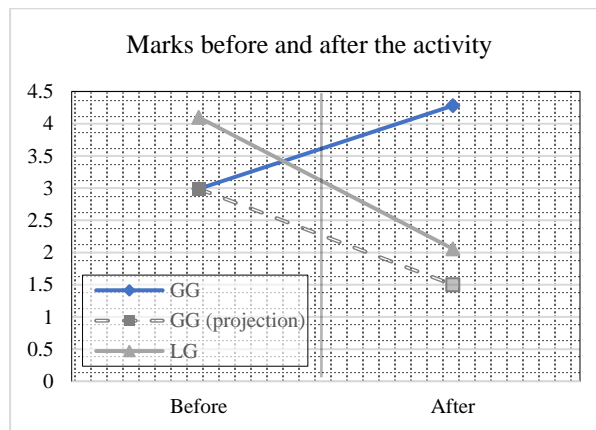


Figure 5: Mean marks of participants before and after the gaming workshop.

### 3 4. Discussion and Conclusion

4 Observation results show that the students enjoyed competitive physical and tactile games which could be  
 5 explained with the optimal flow theory by Csikszentmihalyi [32] and consistent with other previous findings  
 6 [7, 18–23, 32]. They were aware, attentive, engaged, and satisfied with the game sessions. The class was  
 7 lively and students were full of expressions during the game sessions . Learning in an experiential setting  
 8 (translation of cognition to psychomotor) [40] has shown positive effects; this is the principle undergirding the  
 9 present study. Attention was observed through the student’s commitment to complete the competitive physical  
 10 and tactile activities similar to many other works on active learning in programming [41]. Engagement was  
 11 detected through their views to have similar activities that cover different topics. In terms of CT skills, students  
 12 were aware of the decomposition, abstraction, pattern recognition, and algorithmic process that they have to go  
 13 through in solving the problems posed to them. However, it could be more effective if the lecturers or facilitators  
 14 relate CT elements to the program codes such as indicated in the work of [7, 13, 14, 16].

1 Students were delighted and motivated when they were all rewarded for their participation and commit-  
2 ment. Similar observations regarding reward were made by other researchers who had employed competitive  
3 games as learning tools in the classrooms [42]. Confidence was also observed and extracted from the student  
4 opinion as they thought that the games boosted their CT skills.

5 In terms of their academic performance, study 3 and study 4 implies the students that participated in  
6 the game had performed better academically than those who did not. In study 3, the mean scores of students  
7 who participated in the game in 2017 were higher than those in the year 2016. While in study 4, the DiD  
8 results show a significant difference in the scores for the GG group with the mean difference of 3.33. It was seen  
9 that the actual scores are higher than the projected marks. These results imply that when students go through  
10 the competitive, physical, and tactile gaming activities, they scored higher. Perhaps due to the fact that they  
11 were presented with tangible items that can be physically touched, activating their multi-sensory system which  
12 enhances learning experiences. These are consistent with other works in this area such as in robotics [25, 26, 28]  
13 as well as digital game based learning [27, 29, 30].

14 Perhaps due to the fact that they were presented with tangible items that can be physically touched,  
15 activating their multi-sensory system which enhances learning experiences. These are consistent with other  
16 works in this area such as in robotics [25, 26, 28] as well as digital game based learning [27, 29, 30].

17 These pieces of evidence imply that the games had a positive effect on the learning outcomes, and  
18 consequently, reflected in the exam scores which this finding concur with previous researcher's finding [25–28].  
19 This is in contrast to the findings of Hanus & Fox [43] and the reason may be caused by the difference in the  
20 approach. Hanus & Fox gamified the process of learning such as getting reward for good participation in class,  
21 turning in the assignments early and others. However, it was not clear that the video game played was related  
22 to the topics learned. Therefore, gamifying the learning process may have to be in relation to the topics learned  
23 and not merely for other mundane tasks related to learning.

24 Most students admitted that the game helped them understand the concepts and cleared their mind of  
25 the problems. Our findings can be used to support efforts related to the use of active learning activities through  
26 competitive, physical and tactile approach in the classroom to increase the students' academic performance.  
27 It is significant to recognize that computer programming curriculum must be transformed from the traditional  
28 delivery mode to active learning mode if challenges related to its delivery are due to unstructured thinking and  
29 the lack of Computational Thinking elements (CT) is to be overcome. Previous studies such as [25–30] showed  
30 that there are evidences of effectiveness in teaching and learning when conducted in form of active learning  
31 through physical and tangible tools such as robots, raspberry pi and Arduino as well as in non-tangible game  
32 based approach. As for our studies, showed that a less costly approach using cheaper materials could also  
33 outperforms the traditional lecture approach. Therefore, in countries and places where the luxury of having  
34 costly material in class could be replaced with cheaper materials to conduct active learning activities even in  
35 the higher educational settings.

36 Our quadrilateral method approach analyzing data from four angles gives richer data sets for the quadrila-  
37 tion of the results. This approach could be used in the context of reporting teaching and learning experiences of  
38 students in computer science and engineering degrees. Our contribution in defining and relating computational  
39 thinking elements to programming codes could be useful in translating the theoretical to practical applications  
40 in terms of designing games, teaching and training modules. The importance of the study is to address almost  
41 unsolved and recurring problems of teaching and learning programming. Programming skills are essential for the  
42 future generation because of technological advancement in all fields involving interaction with a computerized  
43 environment. Non-technical users within the scientific and non scientific communities are starting to learn how

1 to program. For technological advancement to grow faster especially in the developing countries alternative and  
 2 effective methods should be available to be used in teaching and training to program.

### 3 **5. Limitation and Future work**

4 Our work was reported based on the available dataset obtained from the class we conducted the game session  
 5 on topics related to sorting and graphs algorithm. We could not include results related to other topics such as  
 6 arrays, binary trees and amortized algorithms. In these classes, similar observations of SX were seen. Data was  
 7 not sufficient to report positive or negative outcomes.

8 Further work could be done in the areas such as modeling a problem based approach in solving an  
 9 algorithmic problems related to programming. Teaching modules could be created based on a problem-solving  
 10 approach instead of syntax-based ones since the fundamentals of programming teaching modules should address  
 11 the issue of how to go about solving problems instead of only teaching syntax of the programming language.

### 12 **Acknowledgment**

13 We would like to thank the University of Malaya for providing the UM-LiTeR grant (RU002Y-2016). Also, this  
 14 project has been funded by the European Commission under the Erasmus plus (submission no: 586297-EPP-  
 15 1-2017-1- EL-EPPKA2-CBHE-JP). This publication reflects the views only of the author and the Commission  
 16 cannot be held responsible for any use which may be made of the information contained therein. This project  
 17 is also partnered with the Department of Software Engineering, Faculty of Computer Science and Information  
 18 Technology, the University of Malaya with the grant no. IF024-2018. We would also like to express our  
 19 appreciation to Siti Sarah Azmi for helping out with the transcription of the interviews.

### 20 **References**

- 21 [1] Ortiz OO, Franco JAP, Garau PMA, Martin RH. Innovative mobile robot method: Improving the learning of pro-  
 22 gramming languages in engineering degrees. *IEEE Transactions on Education* 2017; doi: 10.1109/TE.2016.2608779
- 23 [2] Kunkle WM, Allen RB. The impact of different teaching approaches and languages on student learning of introduc-  
 24 tory programming concepts. *ACM Transactions on Computing Education* 2016; 16 (1): 1-26. doi: 10.1145/2785807
- 25 [3] Hegazi MO, Alhawarat M. The challenges and the opportunities of teaching the introductory computer program-  
 26 ming course: case study. In: 2015 Fifth International Conference on e-Learning (econf) 2015; pp. 324-330. doi:  
 27 10.1109/ECONF.2015.61
- 28 [4] Ab Hamid SH. Solutions To Teaching Object-Oriented Programming. *WSEAS Transactions on Communications*  
 29 2004; 3 (1): 99-104.
- 30 [5] Marcolino AS and Barbosa E. A survey on problems related to the teaching of programming in Brazilian educational  
 31 institutions. In: 2017 IEEE Frontiers in Education Conference (FIE) 2017; pp. 1-9. doi: 10.1109/FIE.2017.8190495
- 32 [6] Tang X, Yin Y, Lin Q, Hadad R, Zhai X. Assessing computational thinking: A systematic review of empirical  
 33 studies. *Computers & Education* 2020; 148: 103798.
- 34 [7] Brennan K, Resnick M. New frameworks for studying and assessing the development of computational thinking.  
 35 In: Proceedings of the 2012 annual meeting of the American educational research association; Vancouver, Canada  
 36 2012; 1:25. doi: 10.1.1.296.6602
- 37 [8] Weintrop D, Beheshti E, Horn M, Orton K, Jona K, Trouille L, Wilensky U. Defining computational thinking  
 38 for mathematics and science classrooms. *Journal of Science Education and Technology* 2016; 25(1): 127-47. doi:  
 39 10.1007/s10956-015-9581-5



- 1 [9] Selby C, Woollard J. Computational thinking: the developing definition. In: ITiCSE Conference, University of  
2 Kent, Canterbury, England; 2013.
- 3 [10] Barr V, Stephenson C. Bringing computational thinking to K-12: what is Involved and what is the role of the  
4 computer science education community?. *Acm Inroads*. 2011; 2(1): 48-54. doi: 10.1145/1929887.1929905
- 5 [11] Li Y. Teaching programming based on Computational Thinking. In: 2016 IEEE Frontiers in Education Conference  
6 (FIE) 2016; pp. 1-7. doi: 10.1109/FIE.2016.7757408
- 7 [12] Looi CK, How ML, Longkai W, Seow P, Liu L. Analysis of linkages between an unplugged activity  
8 and the development of computational thinking. *Computer Science Education* 2018; 28(3): 255-79. doi:  
9 10.1080/08993408.2018.1533297
- 10 [13] Meyer B. Object-oriented software construction. Prentice hall Englewood Cliffs, 1997; 2: 331-410.
- 11 [14] Bishop J. Language features meet design patterns: raising the abstraction bar. In: Proceedings of the 2nd interna-  
12 tional workshop on the role of abstraction in software engineering 2008; pp. 1-7. doi: 10.1145/1370164.1370166
- 13 [15] Riley DD, Hunt KA. Computational thinking for the modern problem solver. CRC press, 2014. doi: 10.1201/b16688
- 14 [16] Hazzan O, Kramer J. The role of abstraction in software engineering. In: Companion of the 30th international  
15 conference on Software engineering 2008; pp. 1045-1046. doi: 10.1145/1370175.1370239
- 16 [17] Wing JM. Computational thinking. *Communications of the ACM* 2006; 49(3): 33-5. doi: 0001-0782/06/0300
- 17 [18] Nardelli E, Ventre G. Introducing computational thinking in italian schools: a first report on “programma il futuro”  
18 project. In: 9th International Technology, Education and Development Conference 2015; pp. 7414-7421.
- 19 [19] Esper S, Foster SR, Griswold WG, Herrera C, Snyder W. CodeSpells: bridging educational language features  
20 with industry-standard languages. In: Proceedings of the 14th Koli calling international conference on computing  
21 education research 2014; pp. 05-14.
- 22 [20] Dantas TF, Lopes PP, do Amaral EM. Programming Life: Gamification Applied to the Teaching of Algorithms and  
23 Programming Through a Serious Game. In: Handbook of Research on Immersive Digital Games in Educational  
24 Environments 2019; pp. 486-523.
- 25 [21] Brady C, Orton K, Weintrop D, Anton G, Rodriguez S et al. All roads lead to computing: Making, participatory  
26 simulations, and social computing as pathways to computer science. In: *IEEE Transactions on Education* 2016;  
27 60(1): 59-66. doi: 10.1109/TE.2016.2622680
- 28 [22] Hyman C, Shrout A, Kaczmarek-Frew K, Green H, Frazier N et al. Decolonizing Methodologies: Recovery and  
29 Access Amidst the Ruins. In: DH 2017.
- 30 [23] Weintrop D, Wilensky U. Robobuilder: a computational thinking game. In: SIGCSE 2013; p. 736. doi:  
31 10.1145/2445196.2445430
- 32 [24] Zhao W, Shute VJ. Can playing a video game foster computational thinking skills?. *Computers & Education* 2019;  
33 141:103633.
- 34 [25] Papert S. A critique of technocentrism in thinking about the school of the future. In: *Children in the Information*  
35 *Age* 1988; Pergamon. pp. 3-18. doi: 10.1016/b978-0-08-036464-3.50006-5
- 36 [26] Kubitza T, Schmidt A. meSchup: A platform for programming interconnected smart things. *Computer* 2017; 50(11):  
37 38-49. doi: 10.1109/MC.2017.4041350
- 38 [27] Corral JM, Balcells AC, Estévez AM, Moreno GJ, Ramos MJ. A game-based approach to the teaching of object-  
39 oriented programming languages. *Computers & Education* 2014; 73: 83-92. doi: 10.1016/j.compedu.2013.12.013
- 40 [28] Melcer EF, Isbister K. Bots & (Main) frames: exploring the impact of tangible blocks and collaborative play in  
41 an educational programming game. In: Proceedings of the 2018 CHI Conference on Human Factors in Computing  
42 Systems 2018; pp. 1-14. doi: 10.1145/3173574.3173840
- 43 [29] Papastergiou M. Digital game-based learning in high school computer science education: Impact on educational  
44 effectiveness and student motivation. *Computers & education* 2009; 52(1): 1-2. doi: 10.1016/j.compedu.2008.06.004

- 1 [30] Oblinger D. The next generation of educational engagement. *Journal of interactive media in education* 2004; 2004(1).  
2 doi: 10.5334/2004-8-oblinger
- 3 [31] Klement M. How do my students study? An analysis of students' of educational disciplines favorite learn-  
4 ing styles according to VARK classification. *Procedia-Social and Behavioral Sciences* 2014; 132: 384-90. doi:  
5 10.1016/j.sbspro.2014.04.326
- 6 [32] Csikszentmihalyi M. *Flow and the psychology of discovery and invention*. NY,USA:HarperPerennial,1997; 39.
- 7 [33] Kennedy C, Kraemer ET. Qualitative observations of student reasoning: Coding in the wild. In: *Proceedings of the*  
8 *2019 ACM Conference on Innovation and Technology in Computer Science Education* 2019; pp. 224-230.
- 9 [34] Peterson CH, Peterson NA, Powell KG. Cognitive interviewing for item development: Validity evidence based on  
10 content and response processes. In: *Measurement and Evaluation in Counseling and Development* 2017; 50(4):  
11 217-23. doi: 10.1080/07481756.2017.1339564
- 12 [35] Berenguel M, Rodríguez F, Moreno JC, Guzmán JL, González R. Tools and methodologies for teaching robotics in  
13 computer science & engineering studies. *Computer Applications in Engineering Education* 2016; 24(2): 202-14.
- 14 [36] GÜZELİŞ C. An experience on problem based learning in an engineering faculty. *Turkish Journal of Electrical*  
15 *Engineering & Computer Sciences* 2006; 14(1): 67-76.
- 16 [37] Akaslan D, Law EL. A model for flipping electrical engineering with e-learning using a multidimensional approach.  
17 *Turkish Journal of Electrical Engineering & Computer Sciences* 2016; 24(5): 3419-3431. doi: 10.3906/elk-1411-144
- 18 [38] Bell T, Witten TH, Fellows M, Adams R, McKenzie J et al. *CS Unplugged: An enrichment and extension programme*  
19 *for primary-aged students*. Creative Commons, 2015.
- 20 [39] Villa JM. diff: Simplifying the estimation of difference-in-differences treatment effects. *The Stata Journal* 2016;  
21 16(1): 52-71. doi: 10.1177/1536867X1601600108
- 22 [40] Bransford J, Brown A, Cocking R. *How people learn: Mind, brain, experience, and school* (Exp. ed.). Washington,  
23 DC: National Academy Press, 2000, p. 374.
- 24 [41] Ibanez MB, Di-Serio A, Delgado-Kloos C. Gamification for engaging computer science students in learning activities:  
25 A case study. *IEEE Transactions on learning technologies* 2014; 7(3): 291-301. doi: 10.1109/TLT.2014.2329293
- 26 [42] Cagiltay NE, Ozcelik E, Ozcelik NS. The effect of competition on learning in games. *Computers & Education* 2015;  
27 87: 35-41. doi: 10.1016/j.compedu.2015.04.001
- 28 [43] Hanus MD, Fox J. Assessing the effects of gamification in the classroom: A longitudinal study on intrinsic motivation,  
29 social comparison, satisfaction, effort, and academic performance. *Computers & education* 2015; 80: 152-61.